

## West 2300 1/32 DIN Indicator & Controller



The West 2300 is available as an indicator or controller. Small size does not come at the expense of features, they have large 10mm high displays, 2 amp relays and full 3-wire PT100 inputs. The controller features our hands-free Easy Tune PID algorithm

- Red or Green Display
- Two process alarms
- Setpoint Lock
- RS485 comms
- 3-Wire PT100 or T/C
- Manual or Easy Tune
- On Control Indicator
- 0.1% Accuracy



### Technical Data

#### Features

Functions	Three term PID controller, indicator with alarms or indicator only versions available
Control Types	Controller versions have PID with Easy-tune, manual tuning plus pre-tune or On-Off control
Setpoint Lock	Limits operator access to the controller setpoint value
Output Configuration	Up to 3 Total. Max 1 for control, max 2 for Alarms
Alarm 1 & 2 Types	Process high, process low, setpoint deviation and band
Human Interface	3 button operation, 4 digit 10mm high LED display (available in either red or green), plus on-control, set-up, alarm and setpoint indicators
Dual Setpoint Selection	Front panel selection of SP1 and SP2 on controller versions

#### Input

Thermocouple	J, K, R, S, T, B, & N
RTD	3 Wire PT100, 50Ω per lead maximum (balanced)
DC Linear	0-20mA, 4-20mA, 0-50mV, 10-50mV. Scaleable -1999 to 9999, decimal point as required
Impedance	>10MΩ for Thermocouple and mV ranges, 4.7Ω for mA ranges
Accuracy	+/- 0.1% of input span (0.25% for J & T T/C) +/- 1 LSD (T/C CJC better than 0.7°C)
Sampling	4 per second, 14 bit resolution approximately
Sensor Break Detection	<2 seconds (except on 0-20mA range), control O/P's turn off, high alarms activate for T/C and mV ranges, low alarms activate for RTD, mA ranges

#### Outputs & Options

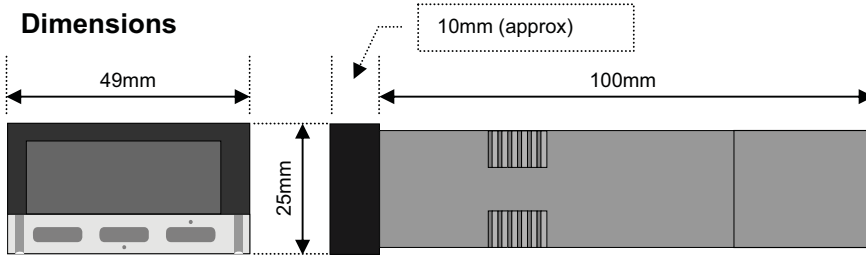
Control & Alarm Relays	Contacts SPDT 2Amp resistive at 240V AC, >500,000 operations (if comms or 2 <sup>nd</sup> relay is fitted, all relay contacts become SPST)
Control SSR Outputs	Drive capability >10V DC into 500Ω minimum
Communications	2 Wire RS485, 1200 to 9600 Baud, Modbus

#### Operating & Environmental

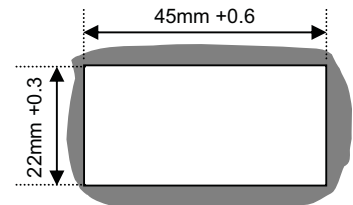
Temperature & RH	0 to 55°C (-20 to 80°C storage), 20% to 95%RH non-condensing
Power Supply	100 to 240V 50/60Hz 7.5VA (optional 12 to 24V AC 7.5VA /12 to 30V DC 4W)
Front Panel Protection	IEC IP66 (Behind panel protection is IP20)
Approvals and Certification	CE, UL & ULc

Call us now on **01706 216667**

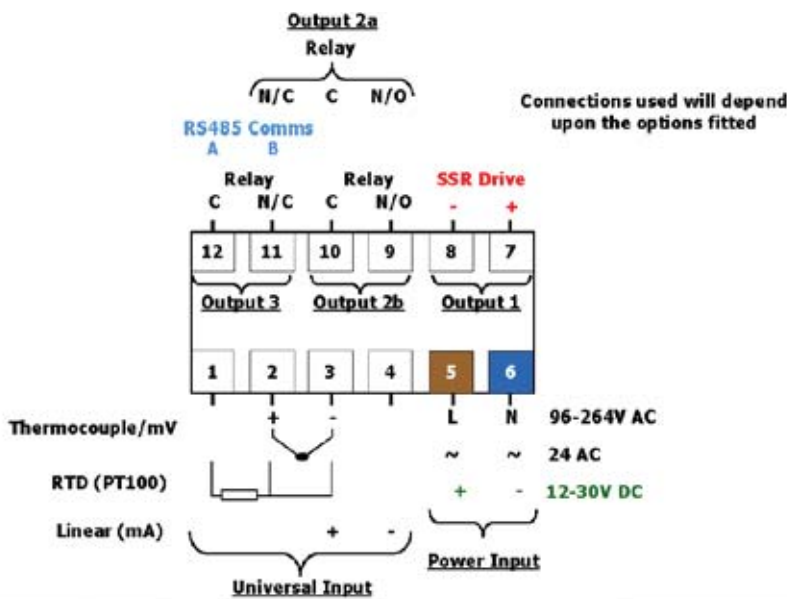
**Dimensions**



**Cut out**



**Connection Details**



**Field Reconfiguration**

Hardware options cannot be retro-fitted to this model. Some re-configuration of existing features is possible

**Input**

Configurable to any available type. No extra parts require  
**Control/Alarm 1 Output**  
 Re-configurable on controller version only, as relay control with SSR alarm 1, or SSR control with relay alarm 1. No extra parts required  
**Other Options**  
 RS485 comms or alarm 2 relay is only available at time of order. No field re-configuration is possible

**Order Code**



**Output Type**

Indicator Only	00
Indicator + Alarm 1 (Relay)	01
Indicator + Alarm 1 (SSR)	02
Controller (Relay) + Alarm 1 (SSR)	12
Controller (SSR) + Alarm 1 (Relay)	21

**Display Colour & Power Supply**

0	Green Display/100-240V AC supply
1	Red Display/100-240V AC supply
2	Green Display/12-30VDC/24VAC supply
3	Red Display/12-30VDC/24VAC supply

**Option**

0	No Option Fitted
1	Alarm 2 Relay Output
2	RS485 Comms

In accordance with our policy of continuous improvement, we reserve the right to change specifications from those shown in this document.