

West 6500 1/16 DIN Simplified Temperature Controller



The West 6500 features a simplified operator interface, and automatic self-tuning on process start-up. Clear Go/No-go "on control" indicator and a large 3 digit display for high visibility.

- Thermocouple or RTD
- Easy Tune (PID) or On/Off
- On control indicator
- Optional process alarm
- Foolproof operation
- Setpoint lock
- Alarm lock



Technical Data

Features

Control Types	Easy Tune PID (with adjustable cycle time) or On-Off control
Output Configuration	Control Relay or SSR, plus optional Alarm Relay
Alarm Type	Process high, process low, setpoint deviation or band
Human Interface	3 button operation, 3 digit 13mm high red LED display, plus on-control, set-up, alarm and setpoint indicators
On-Control Indicator	Off below setpoint, on at setpoint, flashing above setpoint

Input

Thermocouple Types	J, K, T, L, & N
Thermocouple Ranges	0 to 100, 200, 300, 400, 500, 600, 700 or 800°C (max temperature 400°C for type T)
RTD Type	3 Wire PT100, 50Ω per lead maximum (balanced)
RTD Ranges	-50 to 100, 200, 300, 400, 500, 600, 700, 800°C or 0.0 to 99.9°C
Impedance	>100MΩ
Accuracy	+/- 0.25% of input span +/- 1 LSD (T/C CJC better than 0.7°C)
Sampling	4 per second, 14 bit resolution approximately
Sensor Break Detection	<2 secs, control output turns off, high alarm activates for T/C input, low alarm activates for RTD input

Outputs & Options

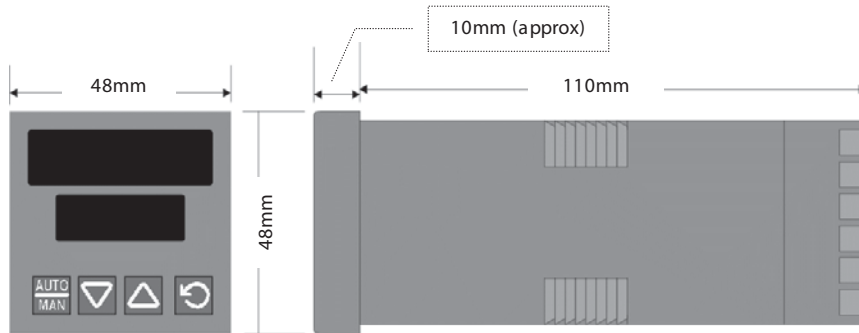
Control & Alarm Relays	Contacts SPDT 2Amp resistive at 240V AC, >500,000 operations
Control SSR Outputs	Drive capability >10V DC into 500Ω minimum

Operating & Environmental

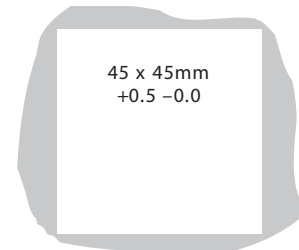
Temperature & RH	0 to 55°C (-20 to 80°C storage), 20% to 95%RH non-condensing
Power Supply	100 to 240V 50/60Hz 7.5VA (optional 20 to 50V AC 7.5VA/22 to 65V DC 4W)
Front Panel Protection	IEC IP66 (Behind panel protection is IP20)
Approvals and Certification	CE, UL & Ulc

Call us now on **01706 216667**

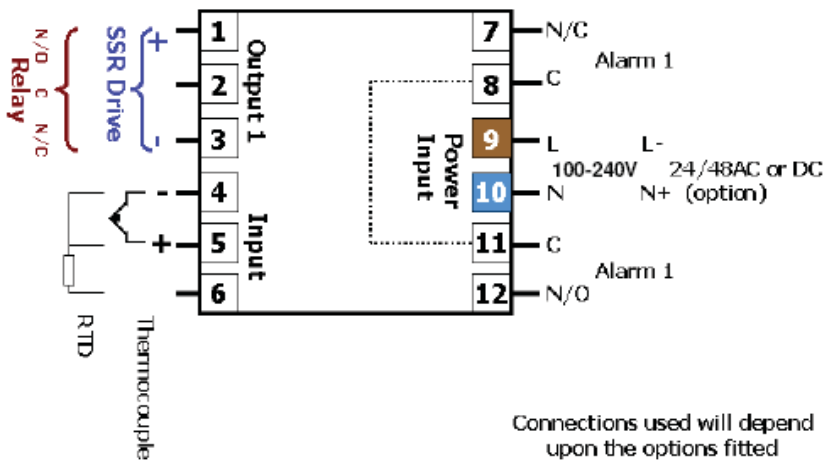
Dimensions



Cut out



Connection Details



Field Reconfiguration

- Input**
Configurable for thermocouple or RTD, no extra parts required
- Output 1**
Type is fixed as Relay or SSR, not field configurable
- Output 2**
Type is fixed as None or Alarm Relay, not field configurable

Order Code



Input Type

3 Wire RTD	1
Thermocouple	2

Power Supply

00	100-240V AC line supply
02	24-48V AC or DC line supply

Output 1

Relay Control	1
DC for SSR Control	2

Output 2

0	Not Fitted
1	Relay Alarm Output

In accordance with our policy of continuous improvement, we reserve the right to change specifications from those shown in this document.